




3 Sails for the front



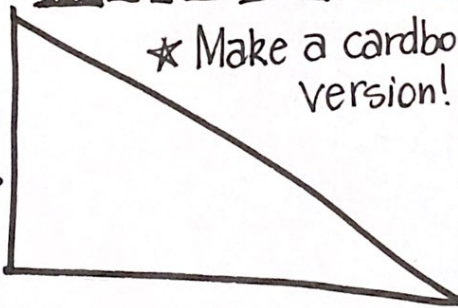
★ Instructions: Cut out each shape and trace onto some recycled cardboard. Cut these out and glue together as below...

• Where the sails overlap each other - glue together to make it stronger.




3 Sails for the main mast (3)

Rear triangle sail

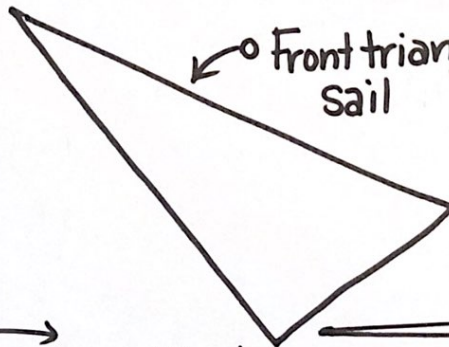


★ Make a cardboard version!



1 Sail for the rear mast

Front triangle sail



Main body of the ship

Rear

3 masts

Front

Main (middle)

